



iLOQ S50  
K55S.1 Key Fob  
User Guide



09/2023  
Rev. 1.2

Document ID  
238126



**iLOQ Oy**  
[support.iloq.com](https://support.iloq.com)

# 1. Contents




1.	Contents .....	2
2.	Safety Information.....	3
2.1	Safety signs .....	3
2.2	Warnings.....	3
3.	Overview .....	4
4.	Care and Maintenance .....	4
5.	Before the first use .....	5
6.	Operating instructions of the K55S.1 Key Fob .....	5
6.1	LED functions in the K55S.1 Key Fob.....	6
6.2	Charging the K55S.1 Key Fob.....	7
6.3	Battery charging specifications .....	7
6.4	Programming the K55S.1 Key Fob .....	7
6.5	Fob App.....	7
6.6	AK50.1-AK50.9 Color Markers .....	7
7.	Disposal of Decommissioned Products .....	8
8.	Compliance .....	9

## 2. Safety Information

### 2.1 Safety signs

Sign	Description
	General notice sign. Indicates particularly important information about the installation and deployment.
	Read these instructions carefully before using products. This information is to ensure your safety and long lifetime of the products.

### 2.2 Warnings

Sign	Description
	Warning! K55S / P55S contains a non-replaceable rechargeable battery. Disposal of a battery into fire or a hot oven, or mechanically crushing or cutting of a battery can result in an explosion.
	Warning! Leaving a battery in an extremely high temperature environment can result in an explosion or the leakage of flammable liquid or gas.
	Warning! A battery subjected to extremely low air pressure may result in an explosion or the leakage of flammable liquid or gas.

### 3. Overview

The iLOQ K55S.1 Key Fob is a programmable device for opening doors equipped with iLOQ 5 Series locking systems. The K55S.1 Key Fob is reusable and can be reprogrammed for use in a different system after being reset to the factory settings.

### 4. Care and Maintenance

- The product is designed to be maintenance-free. It does not require any regular maintenance.
- Do not use the K55S.1 Key Fob for other purposes except those mentioned in these instructions.
- Using the K55S.1 Key Fob for other purposes may damage it.
- The K55S.1 Key Fob is to be kept secure so that only an authorized person can use it.
- In case of losing the K55S.1 Key Fob, contact the administrator of the locking system. Block listing of the lost K55S.1 Key Fob is done with the iLOQ Manager software. The affected locks are then reprogrammed.
- Maximum temperature range for use: -20 - +60C
- Maximum temperature range for charging: 0 - +45C
- Ingress protection rating: IP67. Keep the K55S.1 Key Fob clean and dry. If the K55S.1 Key Fob is wet or dirty, use a soft cloth for drying and cleaning.
- For more detailed technical information, see the K55S.1 Key Fob datasheet.
- The K55S.1 Key Fob is an electronic product including a Lithium Ion rechargeable battery. Appropriate recycling as WEEE waste must be followed.
- For customer claims, technical support etc, please contact your administrator. Your administrator will contact the appropriate iLOQ partner for support.
- Recharge the K55S.1 Key Fob if operation is abnormal. During charging, the K55S.1 Key Fob resets. If abnormal operation continues, contact the locking system administrator.
- You can update the K55S.1 Key Fob data and time using the iLOQ Fob App application.

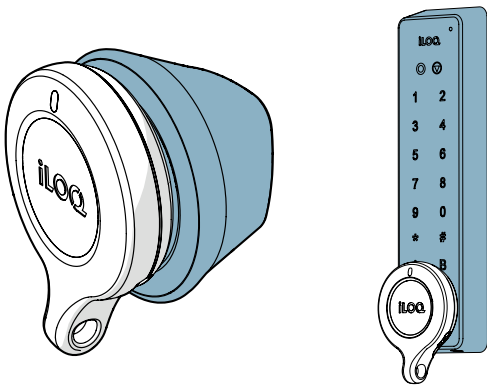


## 5. Before the first use

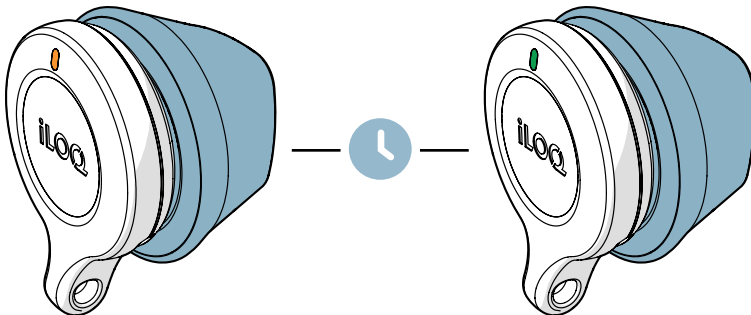
To ensure correct operation, charge the K55S.1 Key Fob before the first use.

## 6. Operating instructions of the K55S.1 Key Fob

1. Touch the iLOQ Reader Knob or iLOQ Online Reader with the bottom of the K55S.1 Key Fob to activate the lock.




2. Wait until the K55S.1 Key Fob shows a green light to indicate that the cylinder is unlocked. The K55S.1 Key Fob shows an amber light while communicating.



If access is denied, the K55S.1 Key Fob will show a red light. Check your access rights with the locking system administrator.

3. Turn the iLOQ Reader Knob to operate the lock (open or close).

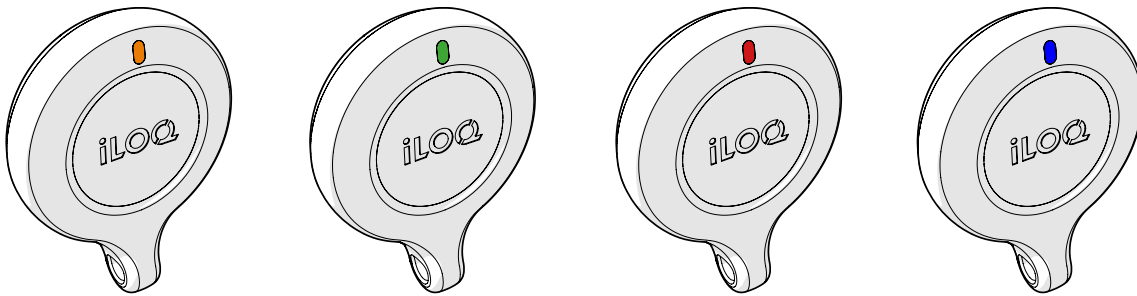


After 5 to 15 seconds, the cylinder will automatically be locked. When the cylinder is locked, the iLOQ Reader Knob cannot be rotated.



When locking a door, try to rotate the iLOQ Reader Knob clockwise and counterclockwise to make sure that the knob is in the locked position and the door remains closed.

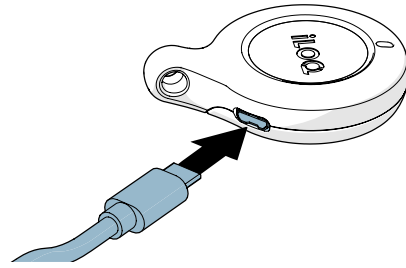
## 6.1 LED functions in the K55S.1 Key Fob



Light indicators	Description
• Amber light while programming	• Key Fob communicating with lock.
• Green light after amber	• Access granted. Lock can be opened or closed.
• Red light after amber	• Access denied.
• Red blinks once a minute for 0.1 seconds	• Battery empty. Charge battery.
• Red blinks quickly twice a minute for 0.1 seconds	• Key Fob is missing valid time, contact administrator.
• Blue light	• Key Fob communicating with Fob App

## 6.2 Charging the K55S.1 Key Fob

To charge the K55S.1 Key Fob, use the USB Micro-B connector.



## 6.3 Battery charging specifications

Unit	Value
• Voltage	• 5 V
• Current	• 100 mA
• Charging time	• 3 hours
• Capacity	• 150 mAh. Full battery has nominal capacity for 5000 lock openings at room temperature.

Light indicator	Meaning
• Solid red light	• Battery charging
• Solid green light	• Battery fully charged

## 6.4 Programming the K55S.1 Key Fob

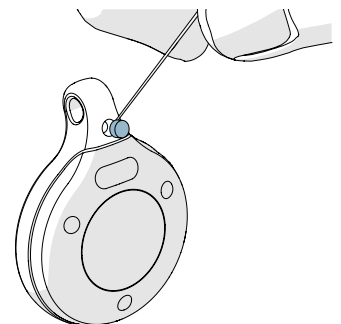
A K55S.1 Key Fob can be programmed by the locking system administrators. Contact the administrators if you need to have your access rights changed. Also contact the administrators if you lose your K55S.1 Key Fob. This is important so administrators can block list your lost K55S.1 Key Fob to prevent unauthorized access.

## 6.5 Fob App

The iLOQ Fob App can be used to update the K55S.1 Key Fob data and time. The Fob App can be freely downloaded from app stores and used without credentials. The Fob App connects to the K55S.1 Key Fob with Bluetooth. More information can be found from the Fob App user manual.

## 6.6 AK50.1-AK50.9 Color Markers

- The AK50.1-AK50.9 Color Markers can be used to personalize K55S.1 Key Fobs. To replace the Color Marker, remove the old one with a suitable tool and replace it with a new one.



## 7. Disposal of Decommissioned Products



Never discard an electrical appliance in household waste. Follow the local laws and regulations for safe and environmentally friendly product disposal.



Before discarding products, bear in mind that most iLOQ products are **reusable**. All programmable products can be reset to factory settings, after which they can be reused in another system.

Recycling instructions of decommissioned products are depicted below.

Decommissioned product	Sorting
Decommissioned iLOQ fittings, mounting accessories and thumb turn knobs can be recycled as scrap metal.	
Decommissioned iLOQ products containing electronics and circuit boards, such as iLOQ Lock Cylinders, keys, net bridges, door modules, key and RFID readers, and relay cards, must be recycled at an electrical and electronic equipment collection point.	
iLOQ products containing batteries and accumulators, such as key fobs, programming keys and clock circuits, should be recycled at a regional collection point for batteries and small accumulators.	
Most iLOQ packaging materials are suitable for cardboard and plastic recycling.	



## 8. Compliance

The products mentioned inside this user guide are in conformity with the requirements of the directives declared on this page.

### CE

#### **SIMPLIFIED EU DECLARATION OF CONFORMITY:**

Hereby, iLOQ Oy declares that the radio equipment type K55S.1 Key Fobs are in compliance with Directive 2014/53/EU. The full text of the EU declaration of conformity is available at the following internet address:

[www.iloq.com/en/declaration-of-compliance/](http://www.iloq.com/en/declaration-of-compliance/)

### FCC

This device contains license-exempt transmitter(s)/receiver(s) that comply with Innovation, Science and Economic Development Canada's license-exempt RSS(s) and complies with part 15 of the FCC Rules. Operation is subject to the following two conditions:

1. This device may not cause harmful interference.
2. This device must accept any interference received, including interference that may cause undesired operation of the device.

L'émetteur/récepteur exempt de licence contenu dans le présent appareil est conforme aux CNR d'Innovation, Sciences et Développement économique Canada applicables aux appareils radio exempts de licence. L'exploitation est autorisée aux deux conditions suivantes :

1. L'appareil ne doit pas produire de brouillage;
2. L'appareil doit accepter tout brouillage radioélectrique subi, même si le brouillage est susceptible d'en compromettre le fonctionnement.

**Note:** This equipment has been tested and found to comply with the limits for a Class B digital device, pursuant to part 15 of the FCC Rules. These limits are designed to provide reasonable protection against harmful interference in a residential installation. This equipment generates, uses and can radiate radio frequency energy and, if not installed and used in accordance with the instructions, may cause harmful interference to radio communications. However, there is no guarantee that interference will not occur in a particular installation. If this equipment does cause harmful interference to radio or television reception, which can be determined by turning the equipment off and on, the user is encouraged to try to correct the interference by one or more of the following measures:

- Reorient or relocate the receiving antenna.
- Increase the separation between the equipment and receiver.
- Connect the equipment into an outlet on a circuit different from that to which the receiver is connected.
- Consult the dealer or an experienced radio/TV technician for help.

The radiated output power of the device in Bluetooth mode is far below the Health Canada's RF exposure guideline, Safety Code 6 and in FCC 47 CFR part 2 (2.1093) radio frequency exposure limits. The maximum Specific absorption rate is 0.03 W/kg. Nevertheless, the device should be used in such a manner that the potential for human contact during normal operation is minimized.

Changes or modifications made to this equipment not expressly approved by iLOQ Oy may void the FCC authorization to operate this equipment.

System	Frequency	Maximum SAR	ERP output Power	EIRP output power [dBm]
• Bluetooth	• 2402 – 2480 MHz		• 0.68 mW (-1.65 dBm)	• 1.12 mW (0.5 dBm)
• NFC	• 13.56 MHz	• 0.03 W/kg (SAR1g)		

## UKCA

Hereby, iLOQ Oy declares that the radio equipment type K55S.1 Key Fobs are in compliance with the UK relevant statutory requirements. The full text of the declaration of conformity is available at the following internet address: [www.ilooq.com/en/declaration-of-compliance/](http://www.ilooq.com/en/declaration-of-compliance/)



iLOQ S50  
K55S.1 Key Fob  
User Guide

**iLOQ**

[support.iloq.com](https://support.iloq.com)

Elektroniikkatie 10

90590 Oulu

Finland